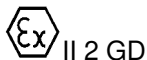




EU Type Examination Certificate CML 20ATEX3159 Issue 0

- 1 Equipment intended for use in Potentially Explosive Atmospheres Directive 2014/34/EU
- 2 Equipment **ILM Self-Regulating Heating Cable**
- 3 Manufacturer **Quintex GmbH**
- 4 Address **i_Park Tauberfranken 13,
D-97922, Lauda-Königshofen,
Germany**
- 5 The equipment is specified in the description of this certificate and the documents to which it refers.
- 6 CML B.V., Chamber of Commerce No 6738671, Koopvaardijweg 32, 4906CV Oosterhout The Netherlands, Notified Body Number 2776, in accordance with Article 17 of Directive 2014/34/EU of the European Parliament and of the Council, dated 26 February 2014, certifies that this equipment has been found to comply with the Essential Health and Safety Requirements relating to the design and construction of equipment intended for use in potentially explosive atmospheres given in Annex II to the Directive.
The examination and test results are recorded in the confidential reports listed in Section 12.
- 7 If an 'X' suffix appears after the certificate number, it indicates that the equipment is subject to conditions of safe use (affecting correct installation or safe use). These are specified in Section 14.
- 8 This EU Type Examination certificate relates only to the design and construction of the specified equipment or component. Further requirements of Directive 2014/34/EU Article 13 apply to the manufacture of the equipment or component and are separately certified.
- 9 Compliance with the Essential Health and Safety Requirements, with the exception of those listed in the confidential report, has been demonstrated through compliance with the following documents:
EN IEC 60079-0:2018 EN 60079-30-1:2017
- 10 The equipment shall be marked with the following:



II 2 GD

Ex 60079-30-1 IIC T4 Gb

Ex 60079-30-1 IIIC T135°C Db

IP67

Withstand temp range: -40°C to +100°C



CML 20ATEX3159
Issue 0

11 Description

The ILM Self-Regulating Heating Cable comprises two parallel buswires housed within a semi-conductive self-limiting matrix. The semi-conductive self-limiting matrix is covered with a thermoplastic insulation jacket which is then protected by an aluminium sheath or a metallic braid of either tinned copper or nickel-plated copper. An optional outer jacket of TPE, PE, PVDF, MFA or PFA can be specified. The cables are rated at up to 45 W/m and 277 V.

The cable is intended to be cut to length on site and the equipment is designed to be connected to a supply by means of suitable certified cable entries and junction boxes (i.e. Ex e or Ex d) in accordance with the manufacturer's installation instructions. Termination can be made using any suitably certified type termination kit which fully isolate, insulate and seal the conductive cores.

Description	Temperature
Max. continuous exposure temperature (Power ON)	100°C
Max. permissible exposure temperature (Power OFF)	100°C
Minimum installation temperature	-40°C

12 Certificate history and evaluation reports

Issue	Date	Associated report	Notes
0	08 Oct 2020	R13376A/00	Issue of Prime Certificate

Note: Drawings that describe the equipment or component are listed in the Annex.

13 Conditions of Manufacture

The following conditions are required of the manufacturing process for compliance with the certification.

- i. An electric strength test of $2 U + 1000$ V rms shall be applied between the conductors and the outer braid or sheath as appropriate for 60 seconds in accordance with the requirements of EN 60079-30-1:2017 clause 5.1.2.
- ii. An electric strength test of the polymeric sheath (over jacket) used for corrosion resistance shall be carried out in accordance in accordance with the requirements of EN 60079-30-1:2017 clause 5.2.1.
- iii. The manufacturer shall verify the output rating for each cable manufactured in accordance with the requirements of EN 60079-30-1:2017 clause 5.2.2.
- iv. The manufacturer shall demonstrate, through their quality program, the thermal safety of the trace heating cable with respect to time in accordance with the requirements of EN 60079-30-1:2017 clause 5.1.12.

14 Specific Conditions of Use (Special Conditions)

None.



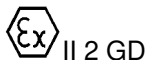
EU Type Examination Certificate CML 20ATEX3160 Issue 0

- 1 Equipment intended for use in Potentially Explosive Atmospheres Directive 2014/34/EU
- 2 Equipment **ILMw Self-Regulating Heating Cable**
- 3 Manufacturer **Quintex GmbH**
- 4 Address **i_Park Tauberfranken 13,
D-97922, Lauda-Königshofen,
Germany**
- 5 The equipment is specified in the description of this certificate and the documents to which it refers.
- 6 CML B.V., Chamber of Commerce No 6738671, Koopvaardijweg 32, 4906CV Oosterhout The Netherlands, Notified Body Number 2776, in accordance with Article 17 of Directive 2014/34/EU of the European Parliament and of the Council, dated 26 February 2014, certifies that this equipment has been found to comply with the Essential Health and Safety Requirements relating to the design and construction of equipment intended for use in potentially explosive atmospheres given in Annex II to the Directive.
The examination and test results are recorded in the confidential reports listed in Section 12.
- 7 If an 'X' suffix appears after the certificate number, it indicates that the equipment is subject to conditions of safe use (affecting correct installation or safe use). These are specified in Section 14.
- 8 This EU Type Examination certificate relates only to the design and construction of the specified equipment or component. Further requirements of Directive 2014/34/EU Article 13 apply to the manufacture of the equipment or component and are separately certified.
- 9 Compliance with the Essential Health and Safety Requirements, with the exception of those listed in the confidential report, has been demonstrated through compliance with the following documents:

EN IEC 60079-0:2018

EN 60079-30-1:2017

- 10 The equipment shall be marked with the following:



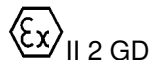
II 2 GD

Ex 60079-30-1 IIC T4 Gb¹

Ex 60079-30-1 IIIC T135°C Db¹

IP67

Withstand temp range: -40°C to +100°C



II 2 GD

Ex 60079-30-1 IIC T3 Gb²

Ex 60079-30-1 IIIC T200°C Db²

¹ For nominally rated 230 V products up to 45 W/m powered up to a maximum 277 V

² For nominally rated 230 V products above 45 W/m powered up to a maximum 277 V



CML 20ATEX3160
Issue 0

11 Description

The ILMw Self-Regulating Heating Cable comprises two parallel buswires housed within a semi-conductive self-limiting matrix. The semi-conductive self-limiting matrix is covered with a thermoplastic insulation jacket which is then protected by an aluminium sheath or a metallic braid of either tinned copper or nickel-plated copper. An optional outer jacket of TPE, PE, PVDF, MFA or PFA can be specified. The cables are rated at up to 75 W/m and 277 V.

The cable is intended to be cut to length on site and the equipment is designed to be connected to a supply by means of suitable certified cable entries and junction boxes (i.e. Ex e or Ex d) in accordance with the manufacturer's installation instructions. Termination can be made using any suitably certified type termination kit which fully isolate, insulate and seal the conductive cores.

Description	Temperature
Max. continuous exposure temperature (Power ON)	100°C
Max. permissible exposure temperature (Power OFF)	100°C
Minimum installation temperature	-40°C

12 Certificate history and evaluation reports

Issue	Date	Associated report	Notes
0	08 Oct 2020	R13376A/00	Issue of Prime Certificate

Note: Drawings that describe the equipment or component are listed in the Annex.

13 Conditions of Manufacture

The following conditions are required of the manufacturing process for compliance with the certification.

- i. An electric strength test of $2 U + 1000$ V rms shall be applied between the conductors and the outer braid or sheath as appropriate for 60 seconds in accordance with the requirements of EN 60079-30-1:2017 clause 5.1.2.
- ii. An electric strength test of the polymeric sheath (over jacket) used for corrosion resistance shall be carried out in accordance in accordance with the requirements of EN 60079-30-1:2017 clause 5.2.1.
- iii. The manufacturer shall verify the output rating for each cable manufactured in accordance with the requirements of EN 60079-30-1:2017 clause 5.2.2.
- iv. The manufacturer shall demonstrate, through their quality program, the thermal safety of the trace heating cable with respect to time in accordance with the requirements of EN 60079-30-1:2017 clause 5.1.12.

14 Specific Conditions of Use (Special Conditions)

None.